



# Scrappin' Patch

The Creative Edge in Scrapbooking

**OCTOBER 2011**

Hi everyone

**QUICK LINKS**

[Our Website](#)

[Blog](#)

[Scrappin' Patch Gallery](#)

[Join Our Mailing List!](#)

[Our Facebook Page](#)

**SHOP HOURS**

Tues to Fri 9.30 – 5.00

Sat 10.00 – 3.00

Mondays by appointment

**CONTACT DETAILS**

Phone: 03 347 7168

Email:

[info@scrappinpatch.co.nz](mailto:info@scrappinpatch.co.nz)

Address: 3/710 East

Maddisons Road,

Rolleston

Happy October ☺ The days are longer and gradually getting warmer and it's a great time of year for taking lots of photographs ready to scrapbook them! It's also almost time for the 'C' word (Christmas!) so if you haven't thought about it yet why not come up with some handmade gifts for presents. Sets of cards, mini albums and other off the page items make wonderful presents ☺ The DT team are busy working on some projects to inspire you for the festive season so look out for that in the coming issues ☺

And this month we are excited to share our first ever YouTube video created by Sarah Gough, one of our talented DT members ☺

In this month's issue read on to find out about...

- Farewell from Hannah
- The Next Retreat - March 2012
- YouTube tutorial
- Introducing Thrifty Thursdays
- Challenge Blogs
- New Product In Store
- Upcoming Classes and Crops
- October Challenges (with double the prizes this month!)
- In the Spotlight
- Inspiration from our fabulous Design Team


**FAREWELL FROM HANNAH**



"Hi everyone,

Sadly it is time for me to move on from the Scrappin' Patch Design Team after almost 2 years. It has been a truly amazing experience, and I have enjoyed every moment of it. Adrienne is a wonderful person to work for, and of course the other girls on the DT are all incredible people and I will miss working with them. However, it is time for me to step down and to explore other things. Don't worry, I won't be giving up scrapbooking! Instead, I am looking forward to taking some time for myself and doing a lot of "just because" layouts. Thank you all for your fantastic support over the last couple of years. I have really appreciated the lovely feedback from customers, and it is always so encouraging to hear that people have been inspired by my work. I've had so much fun, and consider it a real privilege to have been on the team.  
Hannah"

And Hannah has created some lovely inspirational layouts for us this month. You can read more about them over [on the blog](#).



[\(view larger image\)](#)

Hannah used [My Minds Eye Lost and Found Two Breeze](#) on this layout



[\(view larger image\)](#)

And she used [My Minds Eye Lost and Found Two Rosy](#) on this layout

## RETREAT MARCH 2012



I am really excited to be able to announce that next years Retreat will be from 12pm 16 March - 2pm 18 March 2012 at Glentui Meadows Conference & Leisure Centre, North Canterbury.

Optional classes will be available during the weekend - confirmed tutors to date are Megan Gourlay and Trina McClune and details of classes, including cost and times, will be revealed later once they have been designed.

Bookings are now open - [download a form today!!!!](#) Bookings will be confirmed on a first in basis upon receipt of your deposit and form. Cost for the weekend is \$145.00 and optional classes will be extra.

Our stay at Glentui was subsidised last year due to the February quake – thank you Jan & Gea – but next year will be at the full price meaning a slight increase in cost.

## CHALKBOARD MIST AND DISTRESS STAINS TUTORIAL

We are super excited to share a YouTube video with you that our talented DT member, Sarah Gough has made for you ☺ It's all about Chalkboard Glimmermist, Distress Stains and Prima Mistables and you can view it on YouTube by clicking [this link](#). It takes inspiration to a whole new level!



## INTRODUCING THRIFTY THURSDAYS

Each Thursday we will be posting a deal for you on our Facebook Page and blog. The deal will run from Thursday until midnight the following Sunday. So be sure to keep an eye out ☺

This week's deal is...

Spend \$70.00 online and receive a \$20.00 discount voucher. Spend \$70.00 in-store and receive a \$20.00 credit on your account.

## CHALLENGE BLOGS




Have you seen the new [NZ Challenge Blog "Challenge Me Happy"](#)? We were honoured to sponsor the prize for their challenge winners in August this year. Now we have something else cooked up with them, keep your eyes peeled - everything will be revealed on November 1<sup>st</sup> ☺

## NEW PRODUCT IN-STORE

There are some gorgeous new products in-store right now. Did you know you can view all the newest products in store? You can do so by clicking [here](#).



[Kaisercraft Bonjour](#)



[Fancy Pants Summer's End](#)



[Little Yellow Bicycle Get Your Game On](#)



[Prima Flowers](#)



[Crate Paper Farmhouse](#)



[Little Yellow Bicycle Head of the Class](#)

Head over to [the shop](#) today to see what else we have for you ☺

## UPCOMING CLASSES, CROPS AND CELEBRATIONS

Remember to book your place in any of our classes or crops you need to contact Adrienne ([Adrienne@scrappinpatch.co.nz](mailto:Adrienne@scrappinpatch.co.nz))

Did you know you can book your spot at a class, crop or retreat via the shop? [Head here](#) to see what's available to book now (includes Megan's Mannequin Class!)

### BIRTHDAY CELEBRATIONS – AT THE SHOP AND ONLINE!



It is nearly 1 year since we moved into our wonderful, spacious new premises...and on **Saturday 29 October** we are going to celebrate with a 12 hour crop, prizes, challenges, food, and fun.

The physical crop is from 9 - 9pm and bookings are essential.

Cost \$20.00 Limited spaces available. Email [adrienne@scrappinpatch.co.nz](mailto:adrienne@scrappinpatch.co.nz).

There will also be challenges and prizes up for grabs for our online ladies and these will be put on our blog and FB page at 8am on Saturday 29 October ☺

### CROPS

Our crops are held in our store in Rolleston, cost \$10 and include tea/coffee/milo, and use of our die-cutting machines. Bookings are essential by phone or email.

Fortnightly Friday Night Crops – 11<sup>th</sup> November - 4 - 11pm. Please note there is NO crop on Friday 28<sup>th</sup> October due to the all-day crop happening the next day on the 29<sup>th</sup>.

Day Crops - First Thursday of each month - Thursday 3 November 9.30 - 2.30pm

### MANNEQUIN CLASS WITH MEGAN



Create this gorgeous 17" high Kaisercraft wooden mannequin.

Megan Gourlay has designed the embellishing using the new Bonjour papers from Kaisercraft. All products supplied.

Class will run from 7 - 9pm on Thursday 27th October in store.

Cost is \$36.00 and bookings are essential and required by 17 October to allow sufficient time to have all the necessary products in store.

<< ([view larger image](#))

## OCTOBER CHALLENGES

# Double the Prizes!!!

Almost one year ago we moved into our fantastic 100sq metre premises. Where did that time go?

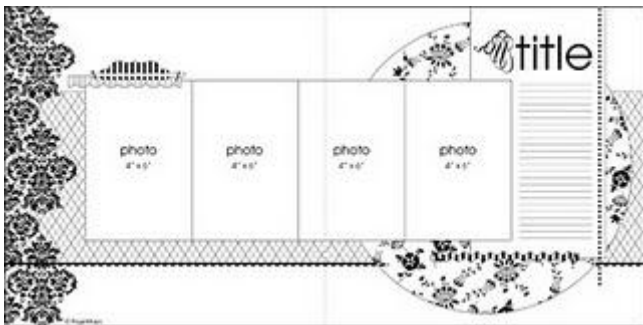
To celebrate the winner of the October In the Spotlight will receive a \$30.00 voucher and the winner of the October Challenge RAK will receive a \$20.00 RAK!!! Be sure to submit at least three challenges to be in with a chance to win!!!

There are still 2 challenges open to enter this month and [look out on the blog](#) early next month for November's challenges.

**Please Note:** We have made a decision to no longer have a monthly theme for our challenges from September onwards so you do not have to include a theme in your creations – just the rules of each challenge that the DT set ☺

### SKETCH CHALLENGE (open until end of the month)

Here's this month's sketch challenge from Michelle – a multi photo double page layout:



You can see more about this challenge [on the blog](#).

### 2<sup>nd</sup> FORTNIGHTLY CHALLENGE (open from the 15<sup>th</sup> October to the end of the month)

Here is a peek at Francine's challenge layout for the second half of the month. [Visit the blog](#) for more details of the challenge ☺



[\(view larger image\)](#)

Francine used the [Prima Printery](#) range for this page.

### 1<sup>st</sup> FORTNIGHTLY CHALLENGE – SCRAPLIFT (closed 14<sup>th</sup> October)

Francine set a scraplift with a twist challenge for the first half of the month.

Here is her example layout:



[\(view larger image\)](#)

Francine used Glitz Designs Laced with Grace [Floral](#) and [Butterflies](#) paper for this layout. You can see more about this challenge [on the blog](#).


## OTP CHALLENGE



Megan has set the OTP Challenge for October: "So my challenge to you is to create a card that uses a product you would normally shy away from, and to make an easel card instead of a standard shape card." Megan shows you how to make an easel card [on the blog](#).

<< ([view larger image](#))

## BELLA BLVD CHALLENGE



Adrienne has set an extra challenge for you this month. You need to create a layout using at least one [Bella Blvd product](#) and be in the draw to win a \$15.00 store voucher. Upload your take to [our gallery](#) by 31 October.

<< You can also [download instructions](#) - which have been sent to us by Bella Blvd to share with our customers - for this gorgeous layout using the new Making the Team range [See more details on the blog](#).

<< ([view larger image](#))

So make sure you get busy creating (there's still a chance to enter the Bella Blvd, sketch, OTP and 2nd fortnightly challenge!) and remember to load your creations in the [gallery](#) for a chance to win.

## IN THE SPOTLIGHT

This month's spotlight is on [Andrea Davey](#)...

And these the layouts Andrea created to win her Spotlight place:



([view larger image](#))



([view larger image](#))



([view larger image](#))

Hannah interviewed Andrea so we can get to know her better. Here's a snippet of the interview:

"I live in Lincoln with my husband Tony who I have been married to for coming up to 15 years in November, with our two children Lucas (9) and Brie-anne (8). My kids like most people are my inspiration and many pages are done on what we have been doing in our life and these memories can be shared and passed on to the next generation."

Where do you get most of your inspiration from?

"Most of my ideas come from the photo or paper and also by the challenges that are set by the design team. When I don't have much time having some guidelines makes it easier for me to come up with an idea so a sketch to follow is great."

If you had to choose just THREE scrapbooking products, what would they be and why?

"Basic cardstock, I seem to use this quite often as a starting block and I have lots of different colours. I think this is because I find it hard cutting up pretty paper.

Double sided tape as it can be used to stick lots of different things down.

Mesh ribbon as it adds interest to a layout yet doesn't take over the page."

You can read the [full interview here](#) and see Andrea's [Just for Fun sketch challenge here](#) ☺

## INSPIRATION

We have some fabulous creations this month from the Design Team to inspire you...

### FROM FRANCINE...



[\(view larger image\)](#)

Francine used the [Prima Botanical Collection](#), [Prima flowers](#) and [Dusty Attic chipboard](#) on this page.



[\(view larger image\)](#)

For this Christmas layout Francine used [Making Memories Noel](#) range. You can see close up photos over [on the blog](#).

### FROM SARAH...



[\(view larger image\)](#)

Over on the blog this month Sarah has shared a 101 tutorial on Paper Piecing. [Click here](#) to read the whole thing.

### FROM MEGAN...



[\(view larger image\)](#)

Megan used [Prima Printery](#) and [Shabby Chic Resin](#) for this page.

### FROM MICHELLE...



[\(view larger image\)](#)

Michelle used the [Alla Prima](#) collection for this layout. [Visit the blog](#) for more info.

## IN CLOSING...

I hope you've enjoyed reading this issue of the newsletter and have got lots of inspiration for your own projects ☺ Don't forget to have a go at the challenges and keep checking facebook, the [gallery](#) and [blog](#) throughout the month for even more inspiration.



Also like our [Facebook page](#) and once we reach 350 likers we will give a \$30.00 voucher to lucky likers ☺

Take care and Happy Scrappin'  
Katie

Scrappin' Patch | 3/710 East Maddisons Road | Rolleston | Canterbury | 7614 | New Zealand

If you wish to unsubscribe from this email newsletter,  
please email [editor@scrappinpatch.co.nz](mailto:editor@scrappinpatch.co.nz) with 'Unsubscribe' in the subject line.