



# Scrapppin' Patch

The Creative Edge in Scrapbooking

**JANUARY 2012**

## QUICK LINKS

[Our Website](#)

[Blog](#)

[Scrapppin' Patch Gallery](#)

[Join Our Mailing List!](#)

[Our Facebook Page](#)

## SHOP HOURS

Tues to Fri 9.30 – 5.00

Sat 10.00 – 3.00

Mondays by appointment

## CONTACT DETAILS

Phone: 03 365 8079

Email: [info@scrapppinpatch.co.nz](mailto:info@scrapppinpatch.co.nz)

Address:

3/710 East Maddisons Road,

Rolleston

Hi everyone

Welcome to 2012...Happy New Year everyone ☺ I hope you all had a lovely Christmas break and have lots of photos from the festive season ready to scrap!

This year is going to be very exciting for Scrapppin' Patch. This month we are announcing new Design Team members and Adrienne has a fun and exciting 6 week challenge for you all.

I hope you enjoy this latest issue of the newsletter.

In this month's issue read on to find out about...

- Introducing our new Design Team Members
- It's Big, It's Fun New Year Challenge
- New Year's Sale – 40% off all products
- Scrapppin' Patch Retreats
- New Product In Store
- January's Sketch Challenge
- Inspiration from our fabulous Design Team

## INTRODUCING OUR NEW DESIGN TEAM MEMBERS

We are pleased to introduce our new design team members for 2012. Read on to learn more about them. We are sure they are going to provide lots of inspiration this year with their lovely creations ☺

We received more than 40 applications from talented scrapbookers and cardmakers around the globe – from Israel, the Philippines, Puerto Rico, Brazil, Italy, Australia, Malaysia, the US, Canada..... I am humbled and honoured that so many girls want to be a part of the Patch family and I and my team of 'selectors' really struggled to make all the final appointments. We chose a top 15 and then made the final decisions. It is really hard knowing the disappointment not being accepted would cause, and that is something I am very conscious of. For this reason each applicant is given the same consideration of their work, blog, facebook, and online galleries, we spend approximately 1 hour on this aspect alone per applicant. As you can see my initial team of six grew to nine!! And there will be some Guest Designers throughout the year, they will be introduced on the blog this week too. So we have accommodated as many girls as the Patch can manage.

A number of applicants have asked – What do you look for? How can I be successful in applying for teams in the future? I don't know about other stores but what the Patch 'panel' looks for includes excellent photography skills, consistency in the standard, design, and variety in the designers work that was submitted, is on their blog and online galleries, neat and tidy work, an attractive blog, their writing style, and an application that displays an eagerness and a commitment to be part of the Patch family.

If being part of a team is on your 'dream list' I encourage you to pursue it, keep improving your work, follow other successful designers and learn from what they do. Above all, keep applying!!!!

## Introducing...Annelie Maddock



"My name is Annelie Maddock, and I'm very excited to be back on the Scrapppin' Patch team! I was born in Sweden, but have lived in Auckland, New Zealand, since 2003.

My passion for scrapbooking started in 2006, and since then I have created something just about every day. I go crazy if I don't! I love both shabby chic style and bright colours, I am addicted to alphabets, and I like adding little random bits to my pages."

[See Annelie's full introduction on the blog.](#)



[\(view larger image\)](#)


### Introducing...Lana Wigley



"Hi! I'm Lana and I live in Christchurch with my partner Grant, and our super spoilt pets Oscar the cat, Bailey the black lab, and our fish Olly and Jack.

I've been making cards for as long as I can remember. Over the years I've developed my style which is quite simple and clean but with a lot of dimension. I love using ribbons, bakers twine, buttons and punches and so much more! My favourite brands to work with include My Mind's Eye, October Afternoon, Echo Park, Imaginisce, and Kaisercraft. And I loooove Hero Arts stamps."

[Find out more about Lana on the blog.](#)



[\(view larger image\)](#)

### Introducing...Erin Blegen



Hi! My name is Erin Blegen my husband Josh and I have been together for 5 years. We have 3 beautiful children together.

I am a daily scrapper and I love working with beautiful paper and lots of embellishments (ESPECIALLY flowers). I have experimented with many different styles and seem to have fallen into (and in love with) shabby chic. But I'm also known to have an artsy/messy side and love to work with paint, mists, masks, and mess!~ but make it look good at the same time."

[Erin's full bio is on the blog.](#)



[\(view larger image\)](#)

### Introducing...Rebecca Lynn



"Wife, sister, daughter, auntie, and partner in crime.

Night owl, chocolate fanatic, and occasionally compulsively creative.

Eager to learn, excessively curious, and ready to find.

Lover of all things vintage, pretty packaging, and handmade embellishments."

[You can see more of Rebecca's designs on the blog.](#)

[\(view larger image\)>>](#)



### Welcoming Back...Heidi Barclay



"Hi, my name is Heidi and I live in Christchurch with hubby, Richard and two daughters Abigail and Emma.

I have been scrapbooking for 7 years now.

My style has certainly changed since I first started scrapping, I

went through a Shabby Chic style and then an arty farty style

which I seem to enjoy more now. I love using Distress Inks, Glimmermist, Paint, adding texture and adding lots of little bits and pieces."

[Read Heidi's full bio on the blog.](#)



[\(view larger image\)](#)

### Introducing...Nina Ostermann



"Hi there, my name is Nina Ostermann. I'm 32, and I live with my

husband and our 2 kids (boy and girl) in Germany. I started

scrapbooking over 5 years ago and I can't live without it. It inspires

me new every day. Yes, I'm a paper crafter from heart.

Here in Germany, scrapbooking is not as well-known and I would

love to change it. I think we're on our way...

My favorite people to document in my layouts are definitely the

kids. I love to document their childhood, and I love to take photos.

So I have definitely have enough stuff to scrapbook."

[You can read more about Nina on the blog.](#)



[\(view larger image\)](#)

## And returning to the Team...Michelle Whorwood



"Hi, my name is Michelle Whorwood and I live in Albany on the North Shore of Auckland with my husband, Gary. We currently have two kids Liam (7 years) and Taylor Grace (17 months) and another little bundle on the way in April as well as our very bouncy Retrospooodle dog, Indy.

My scrapbooking style is ever evolving but you will definitely find lots of layers on my layouts and I love trying out new products and testing the boundaries in my scrapbooking.

I would say that Scrapbooking for me is like therapy... I find it very relaxing and it's often my time out or my 'me time'"

[Find out more about Michelle on the blog.](#)



[\(view larger image\)](#)

## Introducing another local girl...Belinda Leen



"Hi guys! My name is Belinda Leen and I'm a local Christchurch girl in this bumpy city. Mum to 3 energetic boys including one wee recent addition who is 8 weeks old, partner to the loving and very understanding Matthew, and part time art history student at Canterbury University.

I have been scrapbooking for 7 years now and have been lucky enough to work in scrapbooking retail, tutoring, and have tried my hand at Design Team work once before."

[Learn more about Belinda on the blog.](#)



[\(view larger image\)](#)

## And staying on for 2012...Megan Gourlay



"My name is Megan Gourlay and I live in a little town called Woodend just outside of quake central, otherwise known as Christchurch, New Zealand.

I originally started making cards back in 2001 and then progressed to OTP which is my main addiction. I've always had a creative streak - before Scrapbooking came along I was mad into cross-stitching and embroidery.

I'm not sure if I have a style, but I tend to lean towards anything heritage, and have quite a probably unhealthy addiction to flowers"



[\(view larger image\)](#)

What a team! We are really looking forward to showcasing these designers to you. Please do pop over to [the blog](#) and say hi. Also we will be introducing some guest designers as well so look out for more information about that too ☺

## IT'S BIG, IT'S FUN NEW YEAR CHALLENGE

It's a New Year competition!!!! There are prizes!!!! It will be fun!!!!

Welcome 2012 with a BANG!!!

### How it will Work....

- The competition runs from 2 January - 6 February 2012.
- Each Monday morning a challenge will be posted on the blog and Facebook page.
- You will have until 9am the following Monday to upload your submission to our gallery.
- Challenges will be a mixture of OTP and layouts (these can be any size you choose).

### SCORING –

- Each submission will receive 1 pt, and the winner of each week will receive 3pts, 2nd will receive 2 pts, and 3rd will receive 1pt.
- Throughout the weeks there may be opportunity to win extra points on the blog or FB page as well.
- The winner of the competition is the person with the highest total points. Judges decisions are final.

### PRIZES –

- The winner of each week will win a \$10.00 voucher from Scrappin' Patch, the overall winner will win a \$100.00 product pack from Scrappin' Patch.

There are two aspects to this competition.....one challenge will run for the duration of 6 weeks, with a new challenge each Monday and the other will be a weekly one. The challenge is open to everyone, including recent and current DT members as none of them know anything about this comp!!!! It is open to NZ and international scrappers.

## SIX WEEK CHALLENGE....

Over the next six weeks there will be one challenge per week so that you will end up with six beautiful items. The winners for this will be chosen by random draw.

The first week's challenge was to create a pen/pencil holder.

**The winner was gypsykate**



[\(view larger image\)](#)

The second challenge was to create a shopping list or note pad, perhaps with a magnet for on your fridge, or a chalkboard version.

**The winner was Angie B**



Angie Knight

[\(view larger image\)](#)

And this week (third week) the challenge is: Create a set of 4 or six cards that have been inspired by one of the projects of our OTP designers - Rebecca, Lana, or Megan - that was revealed in the DT announcements. Also create a 'container' to store the cards in.

See [the blog](#) for more details. Upload your take to our gallery by 9am on Monday 23 January 2012.

**WEEKLY CHALLENGE** - each Monday a new challenge will be posted.

Challenge #1 was to create a double layout about US.

**The winners were:**

**1<sup>st</sup> Michelle van Oudtshoorn**



[\(view larger image\)](#)

**2<sup>nd</sup> JelJane**



[\(view larger image\)](#)

**3<sup>rd</sup> Scraphappy**




[\(view larger image\)](#)

Challenge #2 was to Create a layout about your (or a friend or family member's) favourite book(s) or movie(s) of all time.

**The winners were:**

**1st Michelle van Oudtshoorn**




[\(view larger image\)](#)

**2nd Anne Tripney**



[\(view larger image\)](#)

**3rd Tanya Watson**



[\(view larger image\)](#)

And this week Challenge #3 is...

Create a layout based on one of the images of our 'layout' design team members - Annelie, Erin, Nina, Michelle, Heidi, Belinda - that was revealed in the DT announcements.

See [the blog](#) for more details. Upload your take to our gallery by 9am on Monday 23 January 2012.

The winners for the weekly challenges will be chosen by voting from my panel of judges, none of whom are participating in this comp :)

Don't forget to [keep checking the blog](#) for information about the new challenges each week ☺

## NEW YEAR'S SALE - 40% OFF ALL PRODUCTS

Online: enter code 2012

In-store: 40% off storewide

Conditions apply

To be fair to those who have been away and just returned the sale will now end on Monday 23 January. Check in-store for the half price tables!

A HAPPY  
NEW YEAR!

## SCRAPPIN' PATCH RETREAT – ONLY 5 PLACES STILL AVAILABLE!

The next Retreat is scheduled for March 2012 in the Autumn. There are only 5 places left now. If you are planning to come don't delay or you may miss out. Class details will be available later in January.

If you are interested in finding out more please visit the [Facebook group page here](#) and also check out the [special Retreat blog here](#).

## NEW PRODUCT IN-STORE

There are some gorgeous new products in-store right now. Did you know you can view all the newest products in store? You can do so by clicking [here](#).

With CHA coming up at the end of January there is an abundance of new product coming in.....there is too much to list here!!!! Keep an eye on the blog and website as product will be loaded almost daily as it comes in.

Head over to [the shop](#) today to see what else we have for you ☺


## UPCOMING CROPS

Our crops are held in our store in Rolleston, cost \$10 and include tea/coffee/milo, and use of our die-cutting machines. Bookings are essential by phone or email.

Fortnightly Friday Night Crops – Friday 27<sup>th</sup> January 4 – 11pm

Day Crops - First Thursday of each month - Thursday 2<sup>nd</sup> February 9.30 - 2.30pm

## JANUARY'S SKETCH CHALLENGE



Our first sketch challenge is a card sketch using this sketch from Page Maps...you may submit up to four cards but each must be markedly different than the others.

Let's see how creative we can get with this!!!

Upload your take to the gallery by 31 January 2012 to be in to win a RAK from Adrienne.

And congrats to the winner of our December sketch challenge: Anne T ☺

## INSPIRATION FROM MEGAN



[\(view larger image\)](#)

“My DT kit this month included some lovely 6x12in papers and embellishments from Pink Paislees Vintage Vogue collection and two bottles of Tattered Angels Glimmer Glaze. I decided to make use of my Prima packaging and create a mini album. I used a few techniques to decorate the packaging. Embossing the cardstock and then dry brushing over it to highlight it with white paint. Then I put some glimmer glaze into a Tim Holtz mini mister and lightly sprayed over the whole thing.”



You can see more pictures of Megan's mini album and read more about it [over on the blog](#).

[<<\(view larger image\)](#)

### **IN CLOSING...**

I hope you enjoyed reading this first newsletter of 2012. I look forward to seeing you all again next month with plenty of crafty inspiration to keep you scrapping and crafting!

Take care and Happy Scrappin'

Katie

Scrappin' Patch | 3/710 East Maddisons Road | Rolleston | Canterbury | 7614 | New Zealand

If you wish to unsubscribe from this email newsletter,  
please email [editor@scrappinpatch.co.nz](mailto:editor@scrappinpatch.co.nz) with 'Unsubscribe' in the subject line.